




Teacher's Packet for "Super Heroes!"

Table of Contents

1. Packet Contents
2. Teacher Letter: Introduction & Timeline
3. Program Description
4. Day at the Symphony
5. Concert Etiquette (students)
6. Heroes and Superheroes
7. The Percussion Family
8. Concert Etiquette sample answers
9. Heroes and Superheroes sample answers



Teachers, please take a few minutes to prepare your class so that your students can get the most out of this concert experience. This year we will be presenting “Heroes!”

AS SOON AS POSSIBLE

- 🔊 Mark the concert date on your classroom calendar.

WHEN YOU HAVE 5 OR 10 MINUTES

- 🔊 Select books from the library about music, musicians, and/or instruments to display in your classroom.
- 🔊 Prepare the appropriate number of worksheets about concert manners.
- 🔊 Prepare the worksheets about Heroes and Superheroes.

THE DAY BEFORE THE CONCERT

- 🔊 Talk with your students about appropriate concert etiquette: listen politely, respect your neighbors, clap to show appreciation (“Bravo” is appropriate but whistling and shouting are not).
- 🔊 In classical music, there may be “tricky spots” when the music gets very soft or may even pause. If your students are unsure whether the selection is over, a great clue is to watch the conductor. When the piece is finished, he will lower his arms and turn toward the audience.

ON THE DAY OF THE CONCERT

- 🔊 Be sure your class is ready so the bus can depart on time.
- 🔊 Encourage students to use the restroom before they leave the school. Students are to be discouraged from using the restroom during the concert. In an emergency, students must be escorted by a symphony volunteer. **TEACHERS MUST REMAIN WITH THEIR CLASS** during the performance to ensure appropriate behavior.
- 🔊 Leave food, drinks, backpacks, and other personal belongings at school. Food and drink are not permitted in the hall.
- 🔊 Turn off all cell phones or other electronic devices. **PLEASE REMEMBER, THE USE OF CAMERAS OR RECORDING DEVICES OF ANY KIND IS NOT PERMITTED INSIDE THE HALL.**

Your patience and flexibility are greatly appreciated.

Nearly 2,000 students, teachers, and chaperones attend each concert.

AFTER THE CONCERT

Write a letter or draw a picture and send it to the orchestra. Write a review of the concert and compare it to a music review in the paper.

www.riohondosymphony.org




"Super Heroes!"

conducted by Kimo Furumoto

Superman March	John Williams
Batman: The Dark Knight Concert Suite	Hans Zimmer
Music from Spider-man	Danny Elfman
Colors of the Wind from Pocahontas	Alan Menken
Theme from the The Lone Ranger (William Tell Overture excerpt)	Gioacchino Rossini
Theme from Rocky	Alan Sylvestri
Music from Frozen	Kristen Anderson-Lopez
Raiders March from Indiana Jones	John Williams

YOUR DAY AT THE SYMPHONY




2. TO THE BUS

- ~ Arrive at school on time.
- ~ Use the restroom before you leave school.
- ~ Leave backpacks & lunches at school.




1. GETTING READY

~ A concert is a special event. You don't have to be dressed as if you were going to your Senior Prom, but it is respectful to wear something nice (avoid rips, tears, and holes).



3. ARRIVING AT THE HALL

- ~ Stay in your seats and talk quietly with your neighbor
- ~ Get to know your surroundings (Where are the emergency exits? How many seats are in the auditorium? How many musicians are on stage? What are they doing?)
- ~ No food, drinks, or gum are allowed in the hall.
- ~ Turn off cellphones and other electronic devices.
- ~ No flash photography is allowed during the performance.
- ~ Feet are to stay on the ground, not the seat in front of you.



4. THE CONCERT BEGINS

- ~ The lights will dim and the concertmaster (1st chair violinist) will enter the stage. It is appropriate to clap to show appreciation for the orchestra.
- ~ It is time for the audience to be quiet and listen attentively.
- ~ The orchestra will listen to the oboe play an A, then tune their instruments to match.
- ~ The conductor will enter. The audience applauds as the conductor steps up to the podium and bows.
- ~ At this point, no one will be admitted into the hall until there is an appropriate break in the music. Please leave only if there is an emergency. Teachers are to remain with their class.

5. THE ORCHESTRA PERFORMS

- ~ Listen quietly and enjoy the performance. There will be plenty of time to discuss the performance (or anything else) after the concert.
- ~ Watch how the musicians use their fingers, hands, wrists, arms, lips, mouth, eyes, and bodies.
- ~ Notice how the music changes when the conductor's movements change.
- ~ Can you tell which instrument has the melody?
- ~ Can you think of an adjective to describe how the music makes you feel? (joyful, sad, excited,...)
- ~ How is silence used in the music? Does any part of the music repeat itself?



6. WHEN TO CLAP

- ~ Clap loudly when each piece is over. The musicians love to be appreciated. (You'll know a piece is over when the conductor lowers his baton and turns to the audience.)
- ~ Applaud when the concertmaster, conductor, or soloist enters the stage. Keep clapping until they reach the center of the stage and bow to the audience.
- ~ Be sure to clap enthusiastically after the soloist performs, maybe you'll be treated to an encore!
- ~ If you really enjoyed the performance, it is acceptable to shout "BRAVO". Please refrain from whistling and screaming.



- 7. AFTER THE CONCERT:** Remain in your seats and wait for instructions from the stage.



ETIQUETTE AT THE SYMPHONY

Etiquette: rules of acceptable behavior; a way of making other people feel comfortable by the way we behave.

RULE ONE: Dress appropriately for the occasion. Orchestra members wear formal black suits and ties. Audience members wear some form of “dress up” attire.

How does the way you dress show respect?

RULE TWO: Ushers will direct you to your seats. There will be no seating while the musicians are performing.

What is an usher?

In what other places do ushers work?

Why will an usher not seat you while the musicians are performing?

RULE THREE: No food, drink, or gum is allowed in the hall.

Why do you think food, drink, or gum is not allowed in the auditorium?

What other places don't allow food, drink, or gum?

RULE FOUR: The audience does not make noise while the musicians perform (unless directed by the conductor). Students should not talk or leave their seats while the performance is in progress.

Why is it important to be quiet and stay in your seat during the performance?

What should you do if this kind of music isn't your favorite style?

RULE FIVE: Please hold your applause until the end of each musical piece.

How will you know when to clap?

What activities have you participated in where people clap at different times?

What are the definitions of the words BRAVO and ENCORE?





Heroes and Superheroes

Dictionary Definitions:

Hero: a person who is admired or idealized for courage, outstanding achievements, or noble qualities.

Superhero: a fictional character who has amazing abilities (such as the ability to fly).

What do others say?

"A hero is an ordinary individual who finds the strength to persevere and endure in spite of overwhelming obstacles" -Christopher Reeve

Who is Christopher Reeve? What obstacles did he have to overcome? Do you know anyone who has had to endure an overwhelming obstacle.

Christopher Reeve also said, *"What makes Superman a hero is not that he has power, but that he has the wisdom and the maturity to use the power wisely."*

Does a real life hero have to be a fighter? Explain your answer.

My Superhero

Age: _____ Gender: _____

What does your Superhero seek to achieve?

What symbol best represents this goal?

What special power could help your Superhero achieve this goal?

Circle the colors which represent your Superhero's characteristics.

Purple: royalty, reverence, honor

Red: liberty, love, protection

White: strength, purity, innocence, immortality

Blue: truth, protection, strength, holiness

Yellow: life, sun, truth, family

Green: abundance, happiness, good fortune, growth

Black: strength, magic, death, fear, sorcery

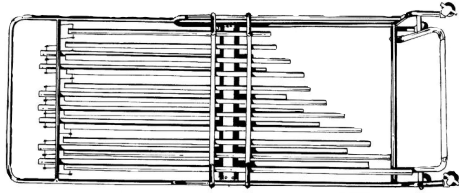
Brown: pleasure, earthiness, humility

Design your Superhero's costume on the back.

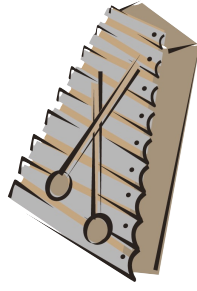
The Percussion Family

The instruments of the percussion family create a lot of the drama in Superhero Action Movies. Listen to see if you can hear any of these being played.

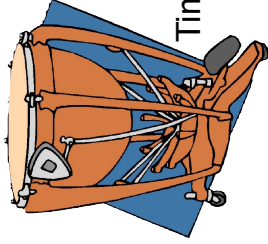
Pitched



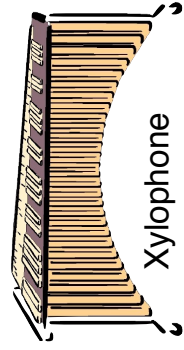
Tubular Bells



Glockenspiel



Timpani



Xylophone

Un-pitched

Wood blocks



Tom-Toms



Snare Drum



Bongos



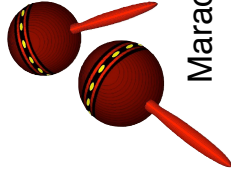
Cow bell



Guiro



Tambourine



Maracas



ETIQUETTE AT THE SYMPHONY

Etiquette: rules of acceptable behavior; a way of making other people feel comfortable by the way we behave.

RULE ONE: Dress appropriately for the occasion. Orchestra members wear formal black suits and ties. Audience members wear some form of “dress up” attire.

How does the way you dress show respect?

[Traditionally, we match our clothes to the occasion. Since the orchestra has put on nice clothes, the audience also wears something nice.](#)

RULE TWO: Ushers will direct you to your seats. There will be no seating while the musicians are performing.

What is an usher?

[The person who helps you find your seat, hands out programs, helps you find the restrooms, and tells you when it is appropriate to enter the hall.](#)

In what other places do ushers work?

[Movie theaters, concert halls, performance arenas.](#)

Why will an usher not seat you while the musicians are performing?

[It is hard for others to see the stage when people are walking in front of them and the noise can be distracting.](#)

RULE THREE: No food, drink, or gum is allowed in the hall.

Why do you think food, drink, or gum is not allowed in the auditorium?

[They can spill and ruin the facilities. The noise and smells may be distracting to others.](#)

What other places don't allow food, drink, or gum?

[Schools, churches, museums, art galleries.](#)

RULE FOUR: The audience does not make noise while the musicians perform (unless directed by the conductor). Students should not talk or leave their seats while the performance is in progress.

Why is it important to be quiet and stay in your seat during the performance?

[The audience is listening to the performers. Talking and other noises interfere with hearing the music.](#)

What should you do if this kind of music isn't your favorite style?

[Be polite anyway. Sit quietly. Maybe there is something else you can enjoy. Watch the performers or daydream.](#)

RULE FIVE: Please hold your applause until the end of each musical piece.

How will you know when to clap?

[The music will stop, then the conductor will lower his/her hands and turn to the audience.](#)

What activities have you participated in where people clap at different times?

[Jazz music \(at the end of each solo\), Rock concerts \(when a song starts that you really like\).](#)

What are the definitions of the words BRAVO and ENCORE?

[Bravo = Great & Encore = Again \(more\)](#)



Heroes and Superheroes

Dictionary Definitions:

Hero: a person who is admired or idealized for courage, outstanding achievements, or noble qualities.

Superhero: a fictional character who has amazing abilities (such as the ability to fly).

What do others say?

"A hero is an ordinary individual who finds the strength to persevere and endure in spite of overwhelming obstacles" -Christopher Reeve

Who is Christopher Reeve? What obstacles did he have to overcome? Do you know anyone who has had to endure an overwhelming obstacle.

[Christopher Reeve played Superman from 1978-1987. In 1995 he was thrown from a horse and became a quadriplegic.](#)

Christopher Reeve also said, *"What makes Superman a hero is not that he has power, but that he has the wisdom and the maturity to use the power wisely."*

Does a real life hero have to be a fighter? Explain your answer.

[Putting our life in danger is often thought of as brave but people can be brave for speaking their mind or making a sacrifice to help someone in need.](#)

My Superhero

[Answers will vary..](#)

Age: _____ Gender: _____

What does your Superhero seek to achieve?

What symbol best represents this goal?

What special power could help your Superhero achieve this goal?

Circle the colors which represent your Superhero's characteristics.

Purple: royalty, reverence, honor

Red: liberty, love, protection

White: strength, purity, innocence, immortality

Blue: truth, protection, strength, holiness

Yellow: life, sun, truth, family

Green: abundance, happiness, good fortune, growth

Black: strength, magic, death, fear, sorcery

Brown: pleasure, earthiness, humility

Design your Superhero's costume on the back.